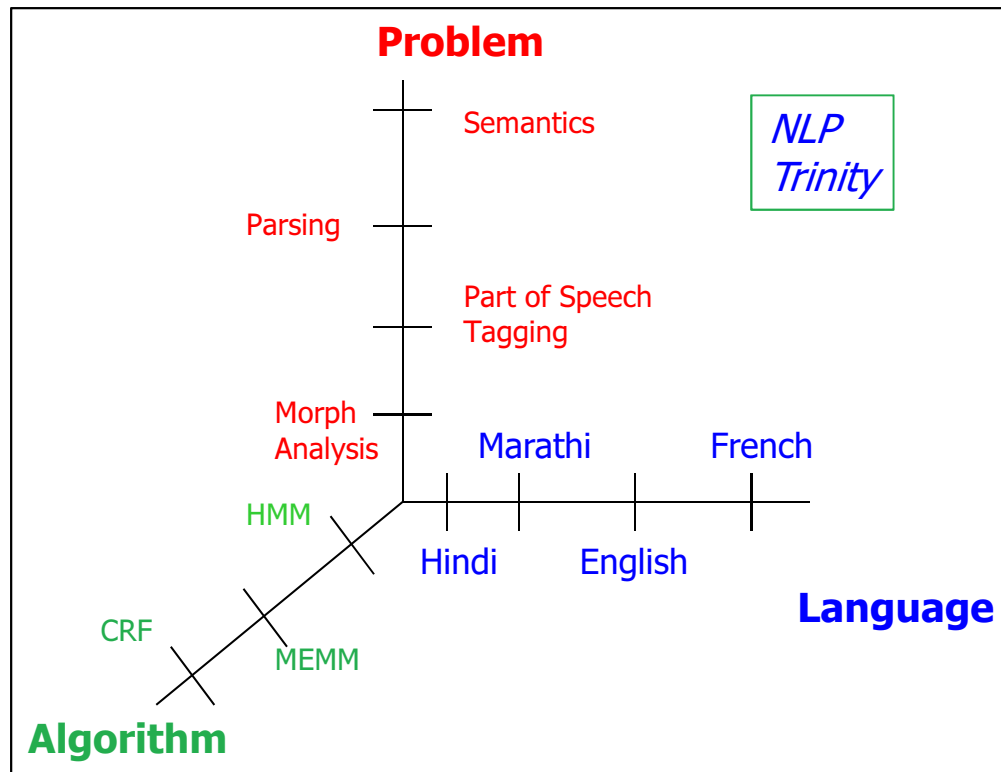


CS626: NLP, Speech and the Web

Pushpak Bhattacharyya
CSE Dept.,
IIT Bombay

Lecture 14: Parsing Algorithms

30th August, 2012



A note on Language Modeling

- Example sentence
 - " ^ *The tortoise beat the hare in the race.*"

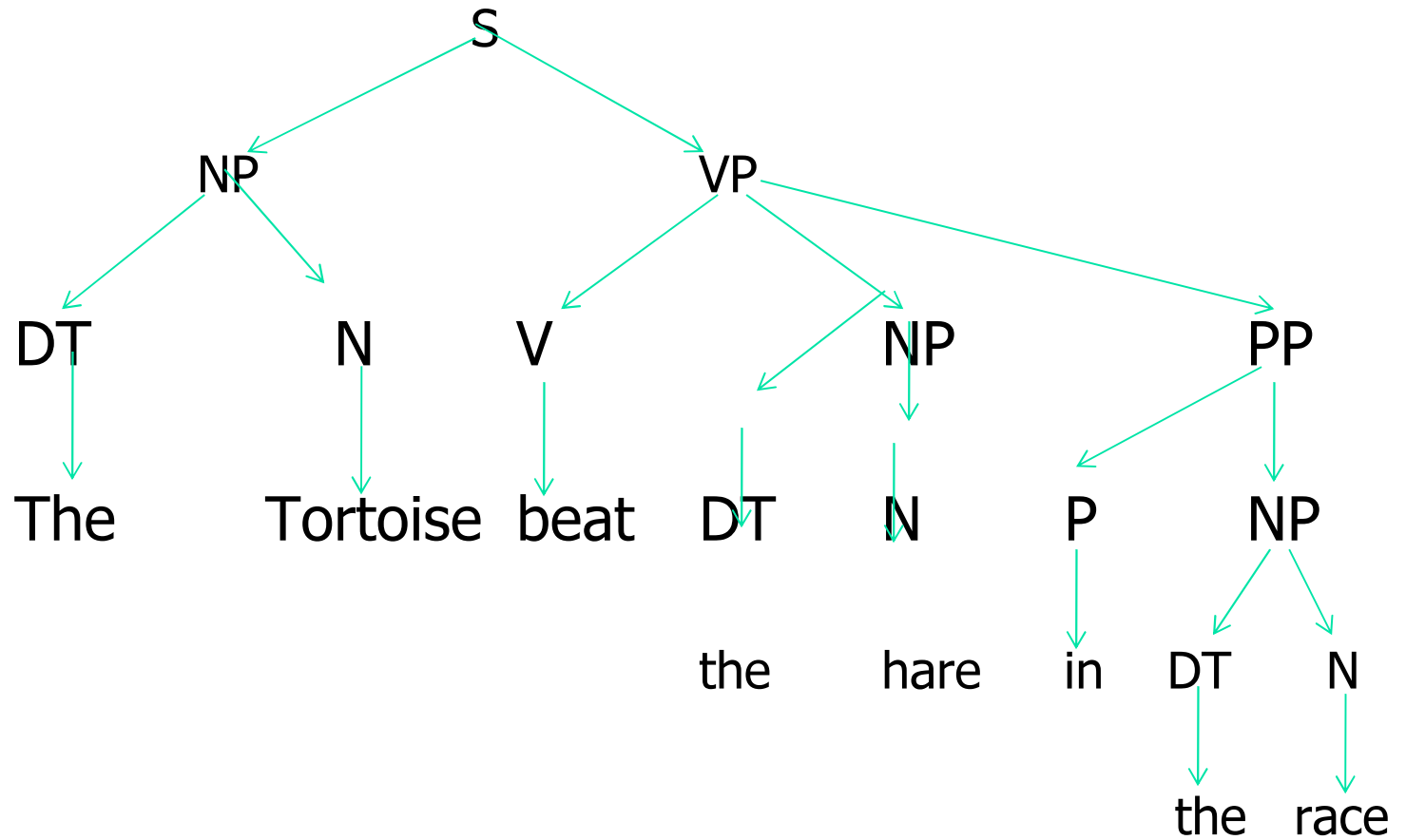
*Guided
by frequency*

*Guided by
Language
Knowledge*

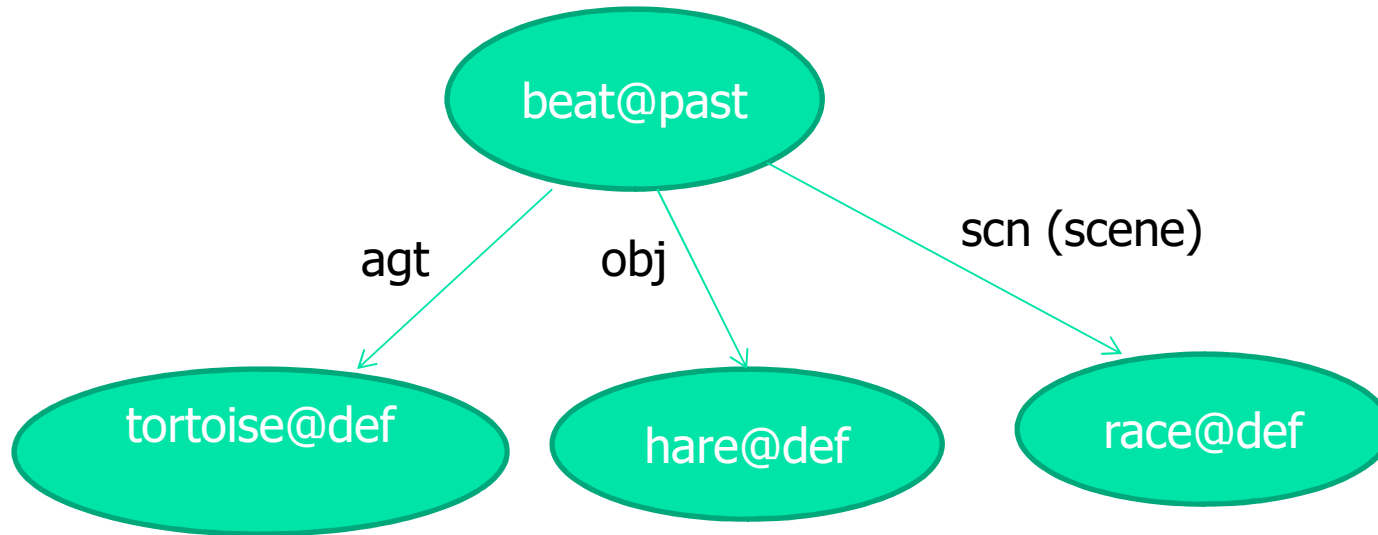
*Guided by
world
Knowledge*

N-gram (n=3)	CFG	Probabilistic CFG	Dependency Grammar	Prob. DG
^ the tortoise $5 \cdot 10^{-3}$	S-> NP VP	S->NP VP 1.0	Semantic Roles <i>agt, obj, sen, etc.</i> Semantic Rules are always between "Heads"	Semantic Roles with probabilities
the tortoise beat $3 \cdot 10^{-2}$	NP->DT N	NP->DT N 0.5		
tortoise beat the $7 \cdot 10^{-5}$	VP->V NP PP	VP->V NP PP 0.4		
beat the hare $5 \cdot 10^{-6}$	PP-> P NP	PP-> P NP 1.0		

Parse Tree



UNL Expression



Purpose of LM

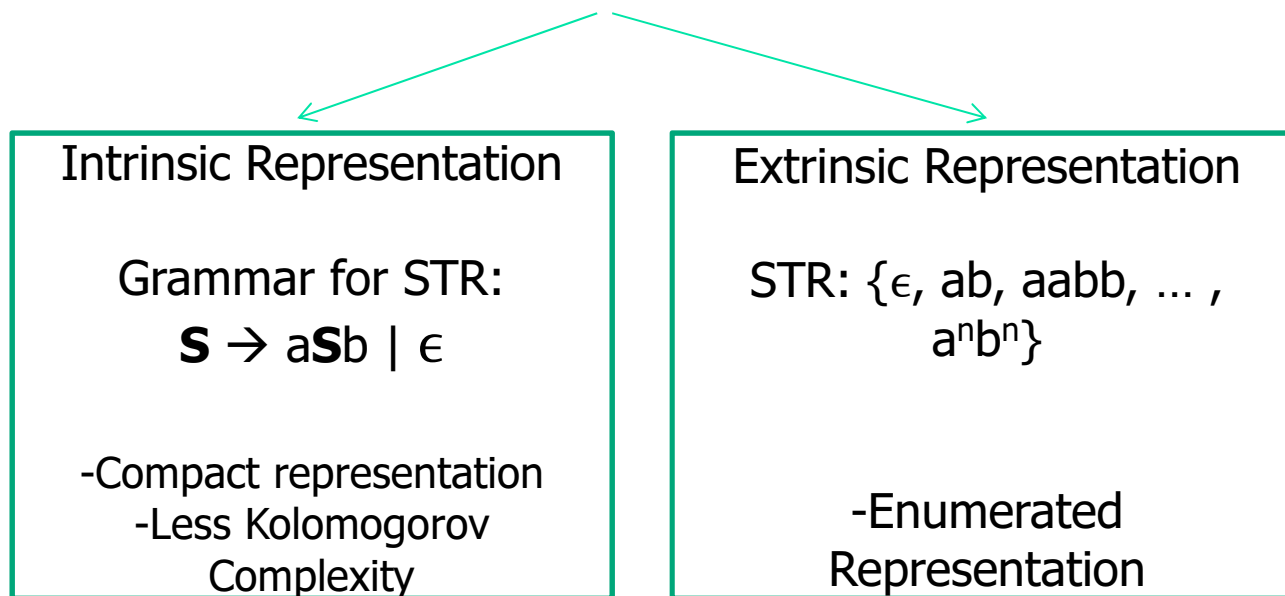
- Prediction of next word (Speech Processing)
- Language Identification (for same script)
- Belongingness check (parsing)
- $P(\text{NP} \rightarrow \text{DT N})$ means what is the probability that the 'YIELD' of the non terminal NP is DT N

Computation of Parsing

Parsing

- Essentially a Yes/No problem (belongingness)
- Parse Tree is a side effect
- 2 general ways – Expand from grammar or Resolve through data

Language Representation



- Points to consider:
 - Should POS Tagging precede parsing?
 - Is POS Tagging necessary for Parsing?
- POS Tagging increases implementation efficiency

Data

People

laugh

Lexicon

People- Noun, Verb

laugh- Noun, Verb

Grammar

- Going back again and again to the lexicon isn't required when POS Tagging has been done before Parsing

- Two issues are at the crux of parsing:
 - Ambiguity in Data
 - Ambiguity in Grammar

- Parsing Algorithms:
 - Top-Down Parsing
 - Predictive Parsing, Expectation Driven Parsing, Theory Driven Parsing, Grammar Driven Parsing
 - Suffers from Left-recursion
 - Bottom-Up Parsing
 - Data Driven parsing
 - Ambiguity on POS Tags can lead to useless steps while parsing

 - Chart Parsing

- Example sentence:

₁ People ₂ laugh ₃ loudly ₄

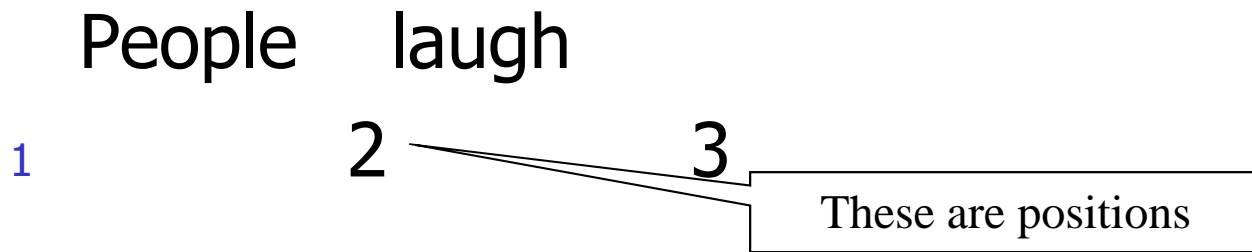
- Multiple parse trees possible for ambiguous sentences
 - The man saw a boy with a telescope
- Partial parses are also important
 - Text entailment
 - Question Answering
 - People laugh loudly → Who laughs? People laugh

Grammar and Parsing Algorithms

A simplified grammar

- $S \rightarrow NP VP$
- $NP \rightarrow DT N \mid N$
- $VP \rightarrow V ADV \mid V$

Example Sentence



Lexicon:

People - N, V

Laugh - N, V

This indicate that both
Noun and Verb is
possible for the word
“People”

Top-Down Parsing

State	Backup State	Action
1. ((S) 1)	-	-
2. ((NP VP)1)	-	-
3a. ((DT N VP)1)	((N VP) 1)	-
3b. ((N VP)1)	-	-
4. ((VP)2)	-	Consume "People"
5a. ((V ADV)2)	((V)2)	-
6. ((ADV)3)	((V)2)	Consume "laugh"
5b. ((V)2)	-	-
6. ((.)3)	-	Consume "laugh"

Position of input pointer

Termination Condition : All inputs over. No symbols remaining.

Note: Input symbols can be pushed back.

Discussion for Top-Down Parsing

- This kind of searching is goal driven.
- Gives importance to textual precedence (rule precedence).
- No regard for data, a priori (useless expansions made).

Bottom-Up Parsing

Some conventions:

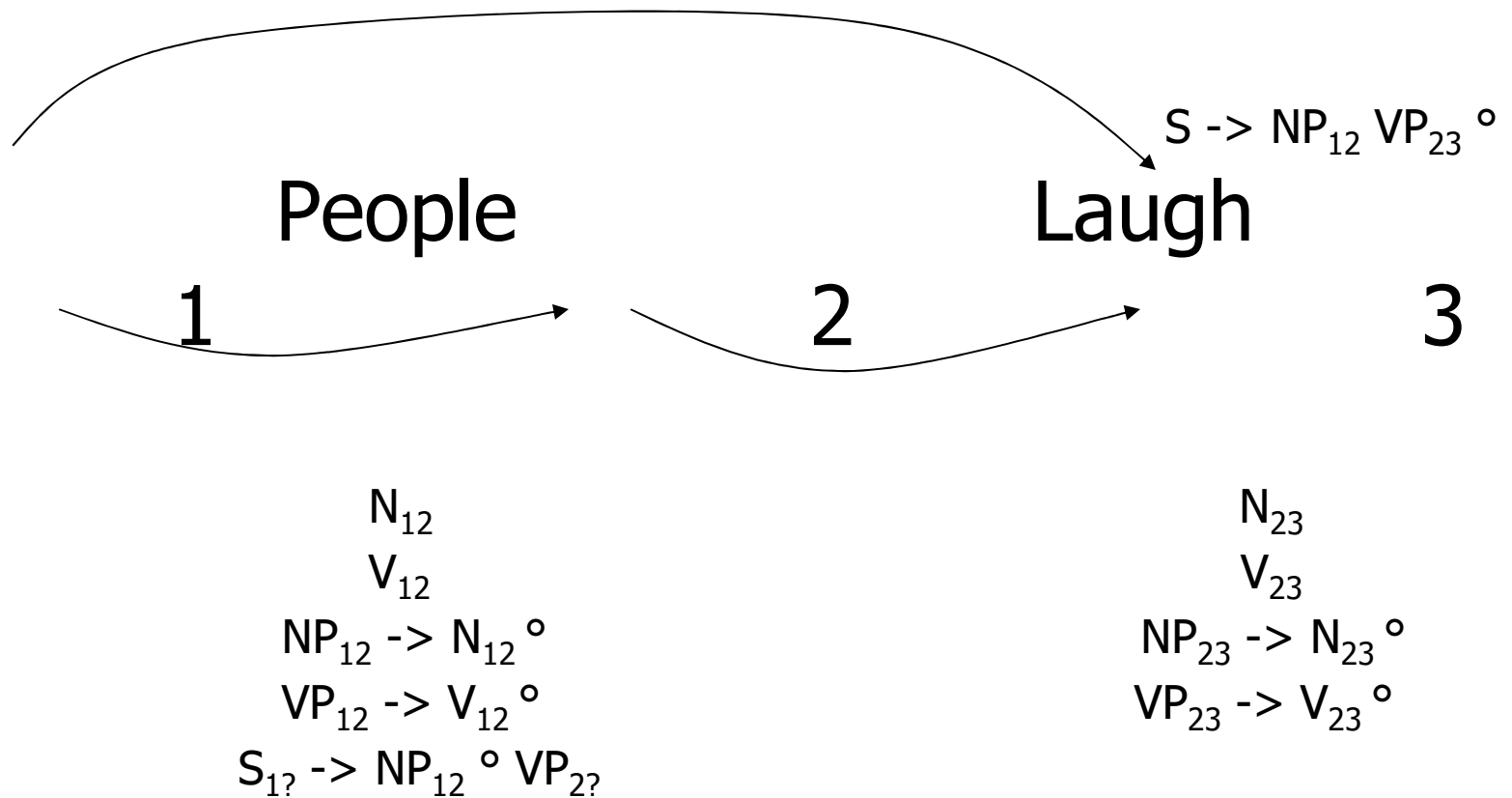
N_{12}  Represents positions

$S_{1?} \rightarrow NP_{12} \circ VP_{2?}$

 End position unknown

 Work on the LHS done, while the work on RHS remaining

Bottom-Up Parsing (pictorial representation)



Problem with Top-Down Parsing

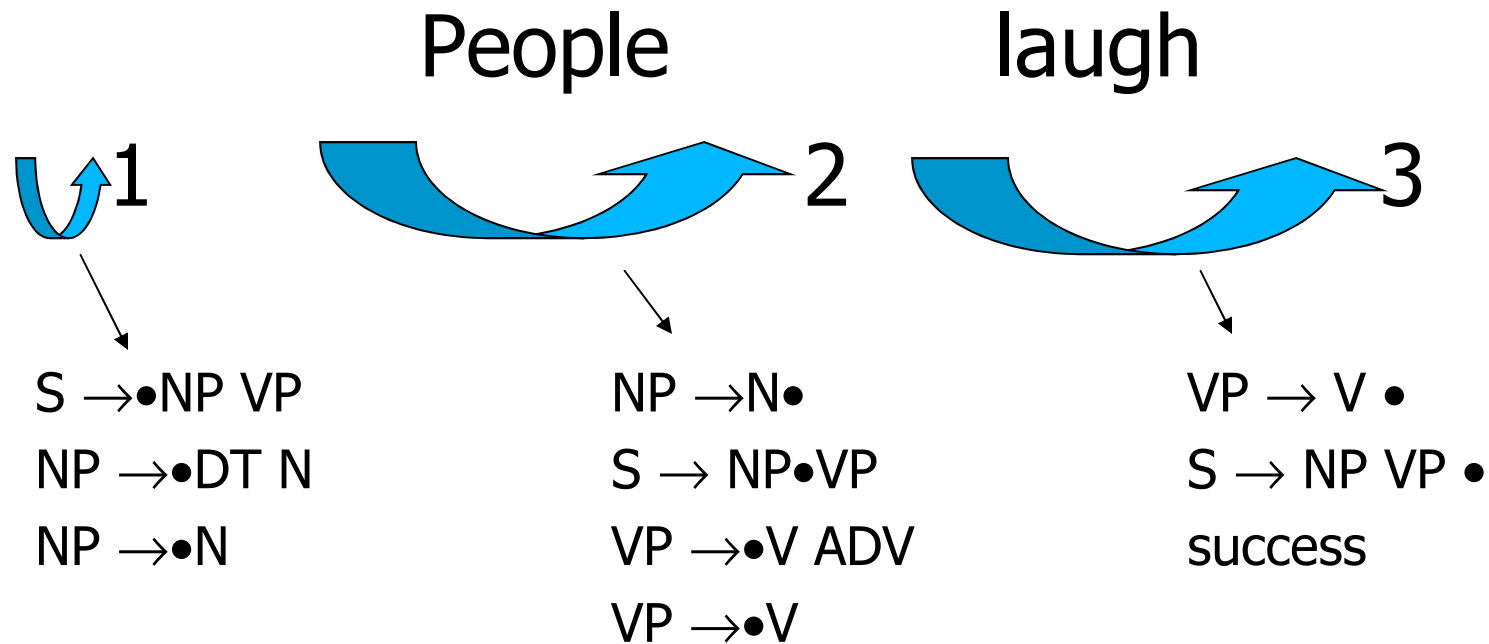
- Left Recursion
 - Suppose you have $A \rightarrow AB$ rule.
Then we will have the expansion as follows:
 - $((A)K) \rightarrow ((AB)K) \rightarrow ((ABB)K) \dots\dots$

Combining top-down and bottom-up strategies

Top-Down Bottom-Up Chart Parsing

- Combines advantages of top-down & bottom-up parsing.
- Does not work in case of left recursion.
 - *e.g.* – “People laugh”
 - People – noun, verb
 - Laugh – noun, verb
 - Grammar –
S → NP VP
NP → DT N | N
VP → V ADV | V

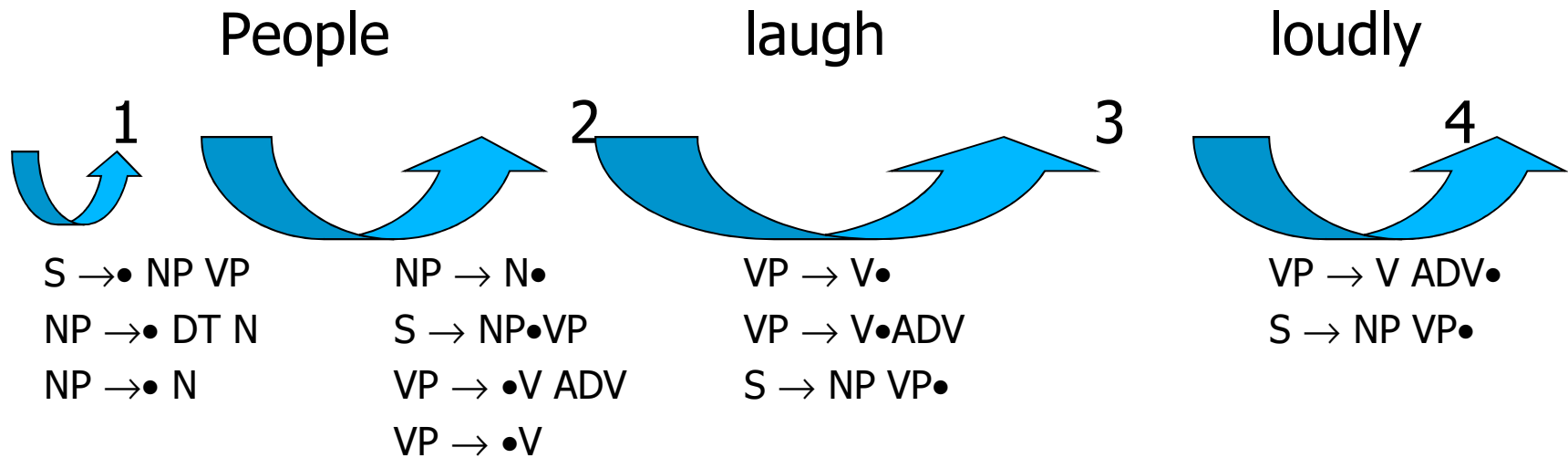
Transitive Closure



Arcs in Parsing

- Each arc represents a chart which records
 - Completed work (left of .)
 - Expected work (right of .)

Example



Dealing With Structural Ambiguity

- Multiple parses for a sentence
 - The man saw the boy with a telescope.
 - The man saw the mountain with a telescope.
 - The man saw the boy with the ponytail.

At the level of syntax, all these sentences are ambiguous. But semantics can disambiguate 2nd & 3rd sentence.

Prepositional Phrase (PP) Attachment Problem

$V - NP_1 - P - NP_2$

(Here P means preposition)

NP_2 attaches to NP_1 ?

or NP_2 attaches to V ?

Parse Trees for a Structurally Ambiguous Sentence

Let the grammar be –

$S \rightarrow NP VP$

$NP \rightarrow DT N \mid DT N PP$

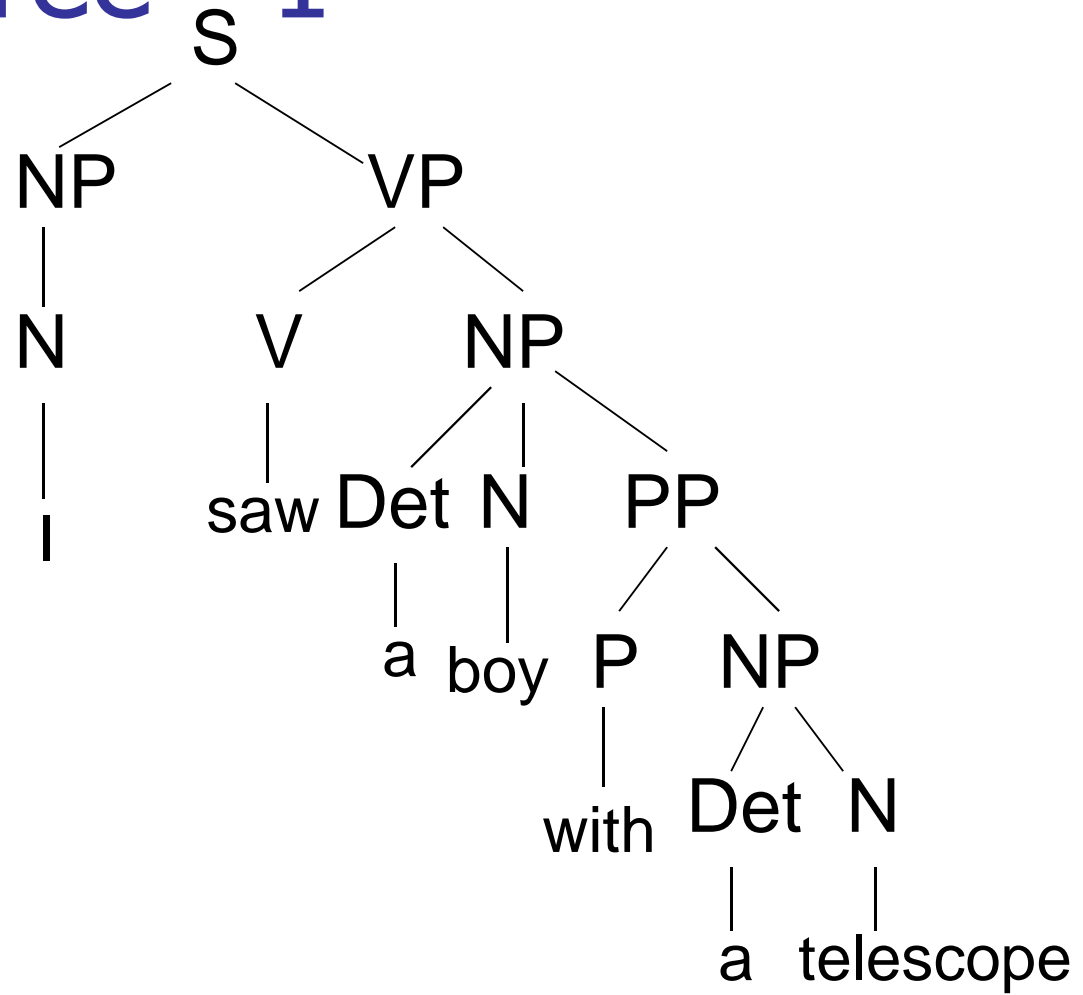
$PP \rightarrow P NP$

$VP \rightarrow V NP PP \mid V NP$

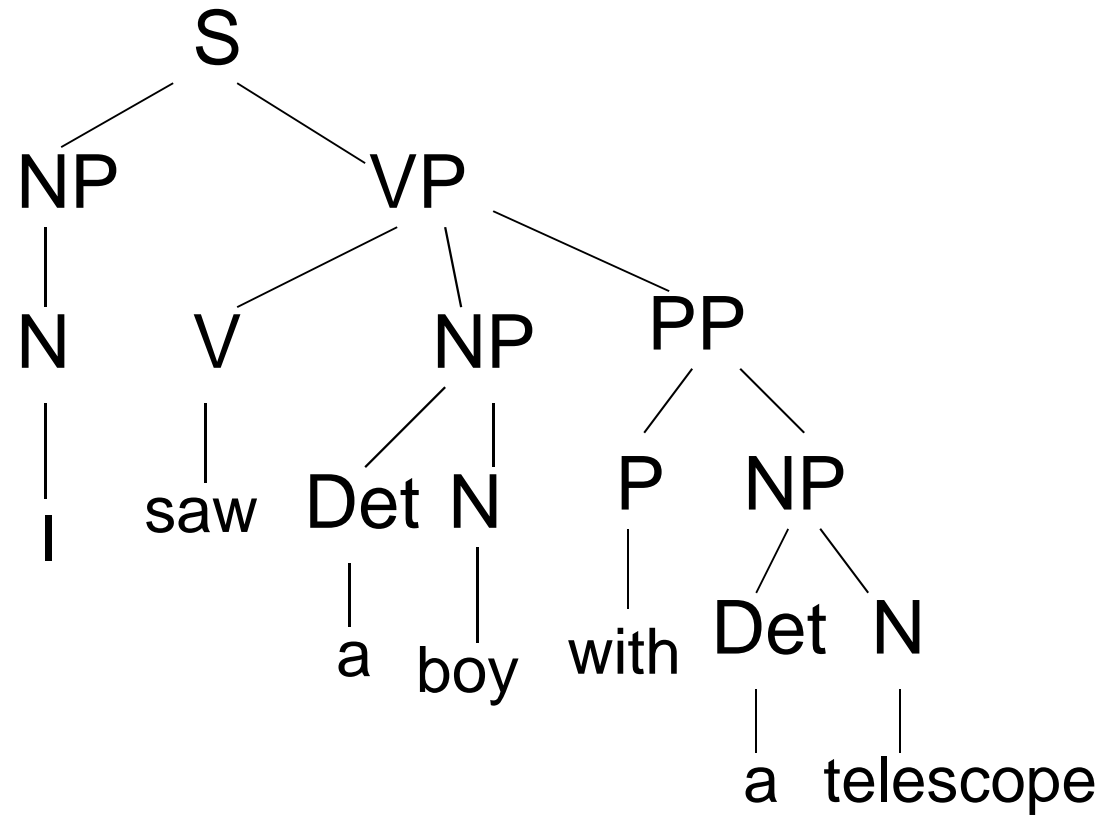
For the sentence,

“I saw a boy with a telescope”

Parse Tree - 1



Parse Tree -2



Dealing With Structural Ambiguity

- Multiple parses for a sentence
 - The man saw the boy with a telescope.
 - The man saw the mountain with a telescope.
 - The man saw the boy with the ponytail.

At the level of syntax, all these sentences are ambiguous. But semantics can disambiguate 2nd & 3rd sentence.

Prepositional Phrase (PP) Attachment Problem

$V - NP_1 - P - NP_2$

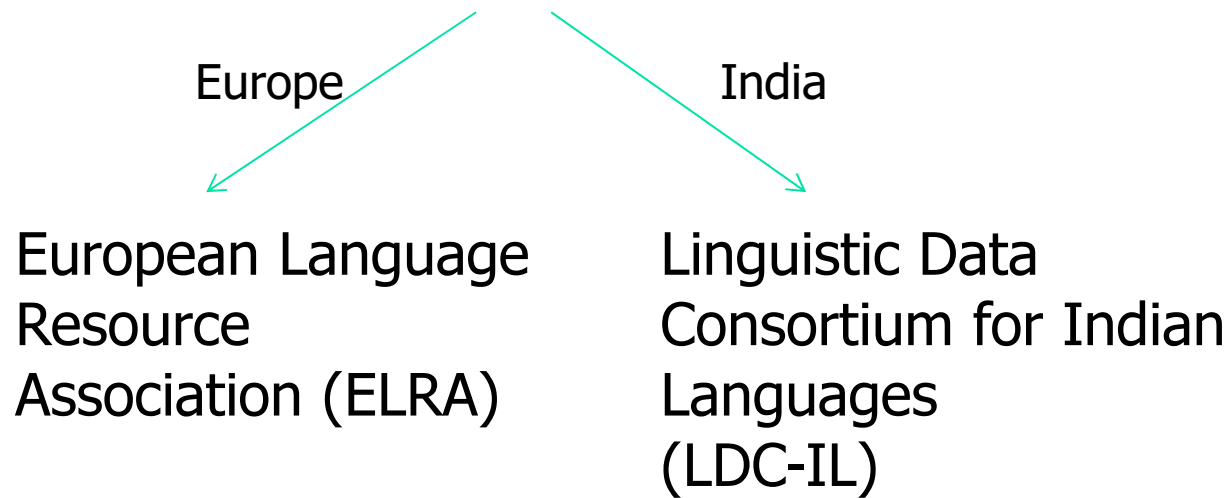
(Here P means preposition)

NP_2 attaches to NP_1 ?

or NP_2 attaches to V ?

- Xerox Parsers
 - XLE Parser (Freely available)
 - XIP Parser (expensive)

Linguistic Data Consortium (LDC at UPenn)



Parse Trees for a Structurally Ambiguous Sentence

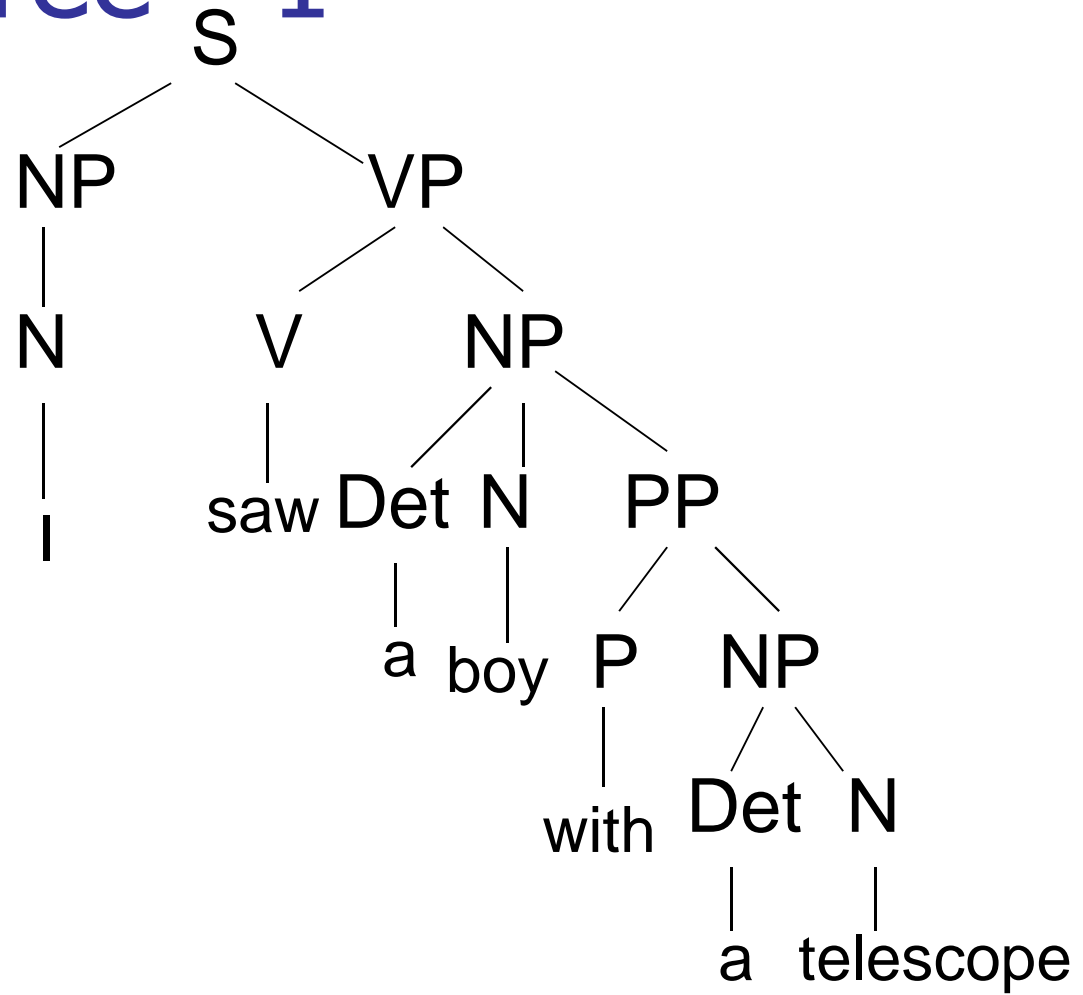
Let the grammar be –

$$S \rightarrow NP VP$$
$$NP \rightarrow DT N \mid DT N PP$$
$$PP \rightarrow P NP$$
$$VP \rightarrow V NP PP \mid V NP$$

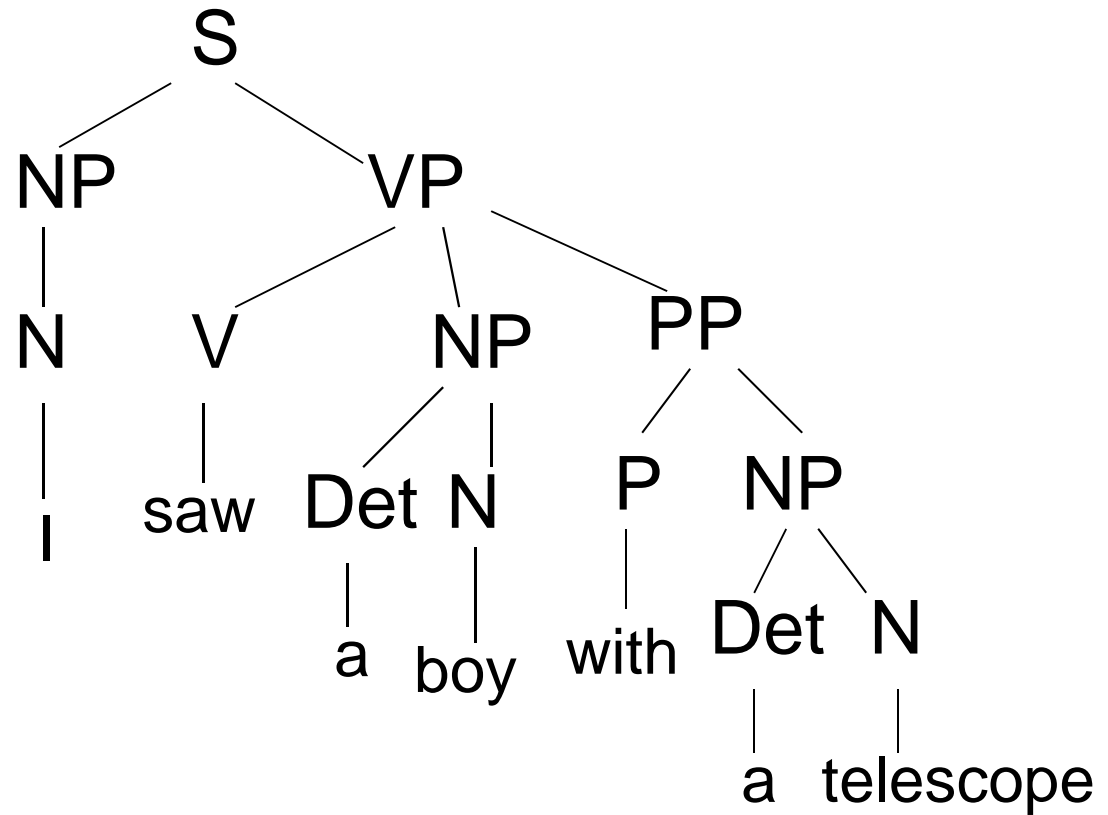
For the sentence,

“I saw a boy with a telescope”

Parse Tree - 1



Parse Tree -2



Parsing Structural Ambiguity

Parsing for Structurally Ambiguous Sentences

- Sentence "I saw a boy with a telescope"
- Grammar:
 - S → NP VP
 - NP → ART N | ART N PP | PRON
 - VP → V NP PP | V NP
 - ART → a | an | the
 - N → boy | telescope
 - PRON → I
 - V → saw

Ambiguous Parses

- Two possible parses:
 - PP attached with Verb (i.e. *I used a telescope to see*)
 - (S (NP (PRON "I")) (VP (V "saw") (NP ((ART "a") (N "boy")) (PP (P "with") (NP (ART "a") (N "telescope"))))))))
 - PP attached with Noun (i.e. *boy had a telescope*)
 - (S (NP (PRON "I")) (VP (V "saw") (NP ((ART "a") (N "boy") (PP (P "with") (NP (ART "a") (N "telescope"))))))))

Top Down Parse

	State	Backup State	Action	Comments
1	((S) 1)	–	–	Use S → NP VP
2	((NP VP) 1)	–	–	Use NP → ART N ART N PP PRON
3	((ART N VP) 1)	(a) ((ART N PP VP) 1) (b) ((PRON VP) 1)	–	ART does not match "I", backup state (b) used
3 B	((PRON VP) 1)	–	–	
4	((VP) 2)	–	Consumed "I"	
5	((V NP PP) 2)	((V NP) 2)	–	Verb Attachment Rule used
6	((NP PP) 3)	–	Consumed "saw"	

Top Down Parse

	State	Backup State	Action	Comments
1	((S) 1)	–	–	Use S → NP VP
2	((NP VP) 1)	–	–	Use NP → ART N ART N PP PRON
3	((ART N VP) 1)	(a) ((ART N PP VP) 1) (b) ((PRON VP) 1)	–	ART does not match "I", backup state (b) used
3 B	((PRON VP) 1)	–	–	
4	((VP) 2)	–	Consumed "I"	
5	((V NP PP) 2)	((V NP) 2)	–	Verb Attachment Rule used
6	((NP PP) 3)	–	Consumed "saw"	
7	((ART N PP) 3)	(a) ((ART N PP PP) 3) (b) ((PRON PP) 3)		

Top Down Parse

	State	Backup State	Action	Comments
1	((S) 1)	–	–	Use S → NP VP
2	((NP VP) 1)	–	–	Use NP → ART N ART N PP PRON
3	((ART N VP) 1)	(a) ((ART N PP VP) 1) (b) ((PRON VP) 1)	–	ART does not match "I", backup state (b) used
3 B	((PRON VP) 1)	–	–	
4	((VP) 2)	–	Consumed "I"	
5	((V NP PP) 2)	((V NP) 2)	–	Verb Attachment Rule used
6	((NP PP) 3)	–	Consumed "saw"	
7	((ART N PP) 3)	(a) ((ART N PP PP) 3) (b) ((PRON PP) 3)		
8	((N PP) 4)	–	Consumed "a"	

Top Down Parse

	State	Backup State	Action	Comments
1	((S) 1)	–	–	Use S → NP VP
2	((NP VP) 1)	–	–	Use NP → ART N ART N PP PRON
3	((ART N VP) 1)	(a) ((ART N PP VP) 1) (b) ((PRON VP) 1)	–	ART does not match "I", backup state (b) used
3 B	((PRON VP) 1)	–	–	
4	((VP) 2)	–	Consumed "I"	
5	((V NP PP) 2)	((V NP) 2)	–	Verb Attachment Rule used
6	((NP PP) 3)	–	Consumed "saw"	
7	((ART N PP) 3)	(a) ((ART N PP PP) 3) (b) ((PRON PP) 3)		
8	((N PP) 4)	–	Consumed "a"	
9	((DD) 5)	–	Consumed	

Top Down Parse

	State	Backup State	Action	Comments
1	((S) 1)	–	–	Use S → NP VP
2	((NP VP) 1)	–	–	Use NP → ART N ART N PP PRON
3	((ART N VP) 1)	(a) ((ART N PP VP) 1) (b) ((PRON VP) 1)	–	ART does not match "I", backup state (b) used
3 B	((PRON VP) 1)	–	–	
4	((VP) 2)	–	Consumed "I"	
5	((V NP PP) 2)	((V NP) 2)	–	Verb Attachment Rule used
6	((NP PP) 3)	–	Consumed "saw"	
7	((ART N PP) 3)	(a) ((ART N PP PP) 3) (b) ((PRON PP) 3)		
8	((N PP) 4)	–	Consumed "a"	
9	((DD) 5)	–	Consumed	

Top Down Parse

	State	Backup State	Action	Comments
1	((S) 1)	–	–	Use S → NP VP
...
7	((ART N PP) 3)	(a) ((ART N PP PP) 3) (b) ((PRON PP) 3)		
8	((N PP) 4)	–	Consumed "a"	
9	((PP) 5)	–	Consumed "boy"	
10	((P NP) 5)	–	–	
11	((NP) 6)	–	Consumed "with"	

Top Down Parse

	State	Backup State	Action	Comments
1	((S) 1)	–	–	Use S → NP VP
...
7	((ART N PP) 3)	(a) ((ART N PP PP) 3) (b) ((PRON PP) 3)		
8	((N PP) 4)	–	Consumed "a"	
9	((PP) 5)	–	Consumed "boy"	
10	((P NP) 5)	–	–	
11	((NP) 6)	–	Consumed "with"	
12	((ART N) 6)	(a) ((ART N PP) 6) (b) ((PRON) 6)	–	

Top Down Parse

	State	Backup State	Action	Comments
1	((S) 1)	–	–	Use S → NP VP
...
7	((ART N PP) 3)	(a) ((ART N PP PP) 3) (b) ((PRON PP) 3)		
8	((N PP) 4)	–	Consumed "a"	
9	((PP) 5)	–	Consumed "boy"	
10	((P NP) 5)	–	–	
11	((NP) 6)	–	Consumed "with"	
12	((ART N) 6)	(a) ((ART N PP) 6) (b) ((PRON) 6)	–	
13	((N) 7)	–	Consumed "a"	

Top Down Parse

	State	Backup State	Action	Comments
1	((S) 1)	–	–	Use S → NP VP
...
7	((ART N PP) 3)	(a) ((ART N PP PP) 3) (b) ((PRON PP) 3)		
8	((N PP) 4)	–	Consumed "a"	
9	((PP) 5)	–	Consumed "boy"	
10	((P NP) 5)	–	–	
11	((NP) 6)	–	Consumed "with"	
12	((ART N) 6)	(a) ((ART N PP) 6) (b) ((PRON) 6)	–	
13	((N) 7)	–	Consumed "a"	
14	((–) 8)	–	Consume "telescope" Finish Parsing	

Top Down Parsing - Observations

- Top down parsing gave us the Verb Attachment Parse Tree (i.e., *I used a telescope*)
- To obtain the alternate parse tree, the backup state in step 5 will have to be invoked
- Is there an efficient way to obtain all parses ?

Bottom Up Parse

1 I 2 saw 3 a 4 boy 5 with 6 a 7 telescope 8

Colour Scheme :

- Blue for Normal Parse
- Green for Verb Attachment Parse
- Purple for Noun Attachment Parse
- Red for Invalid Parse

Bottom Up Parse

I saw a boy with a telescope

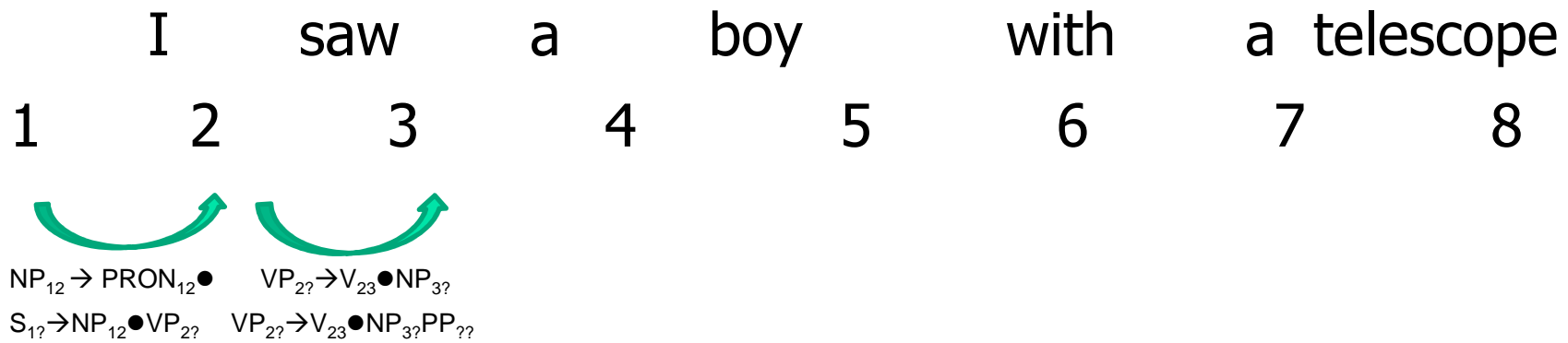
1 2 3 4 5 6 7 8



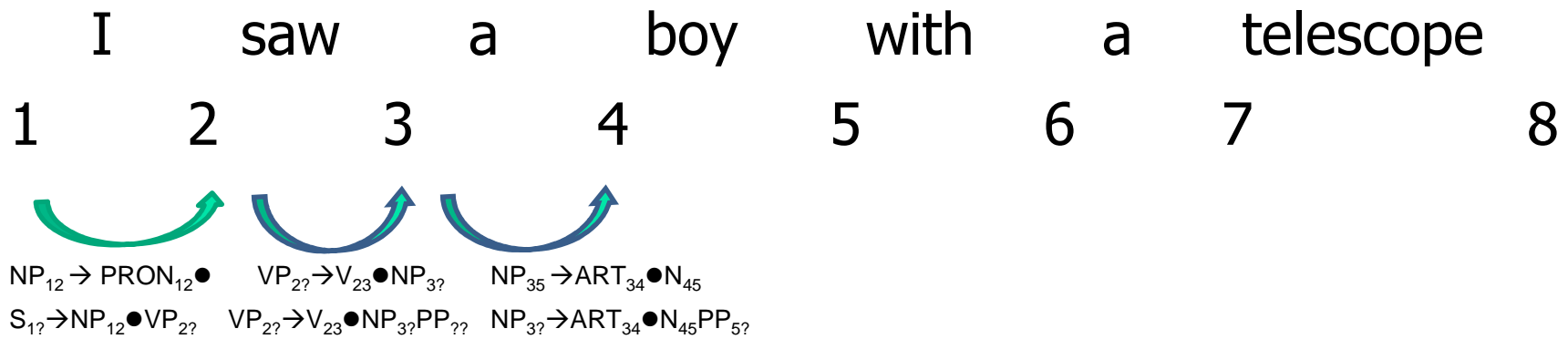
$NP_{12} \rightarrow PRON_{12} \bullet$

$S_{1?} \rightarrow NP_{12} \bullet VP_{2?}$

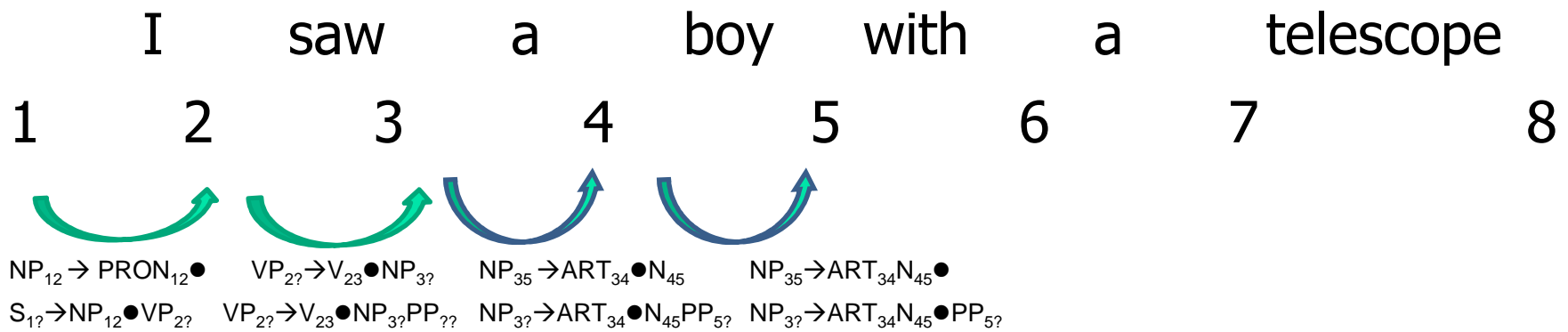
Bottom Up Parse



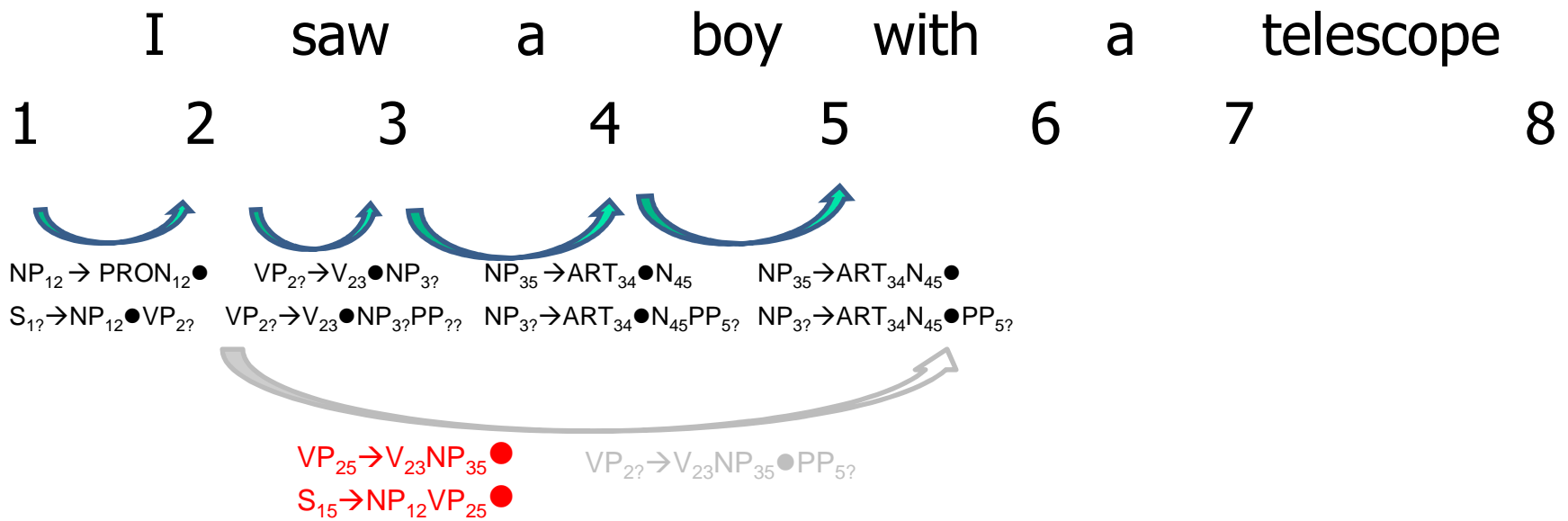
Bottom Up Parse



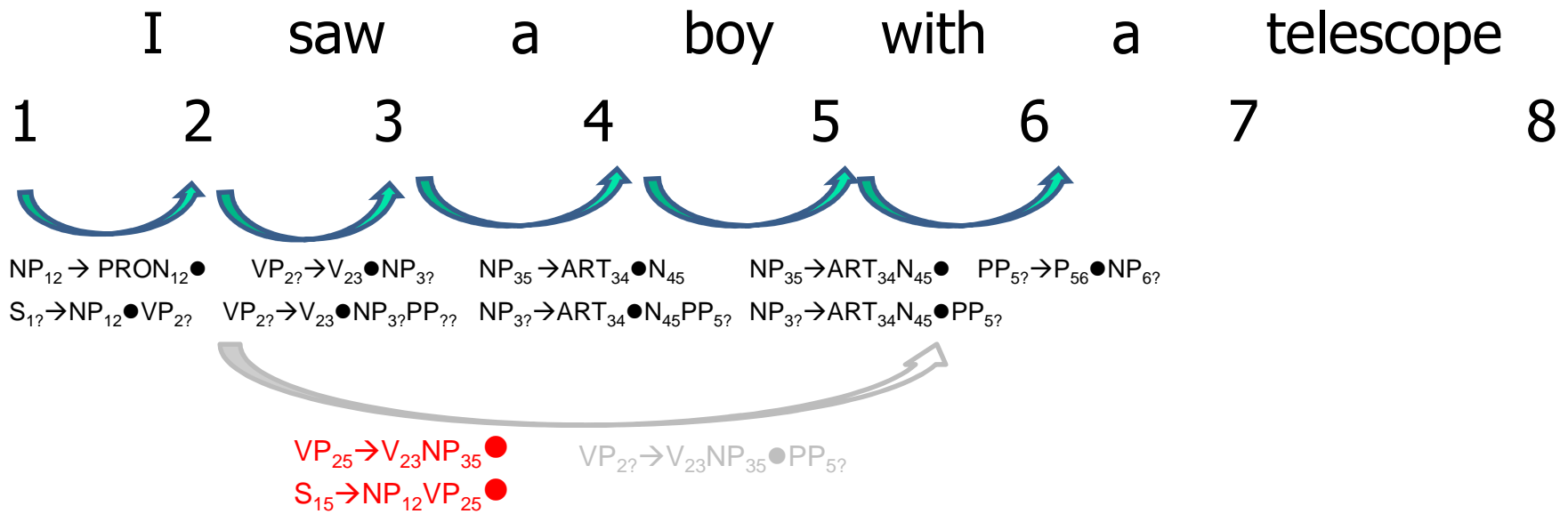
Bottom Up Parse



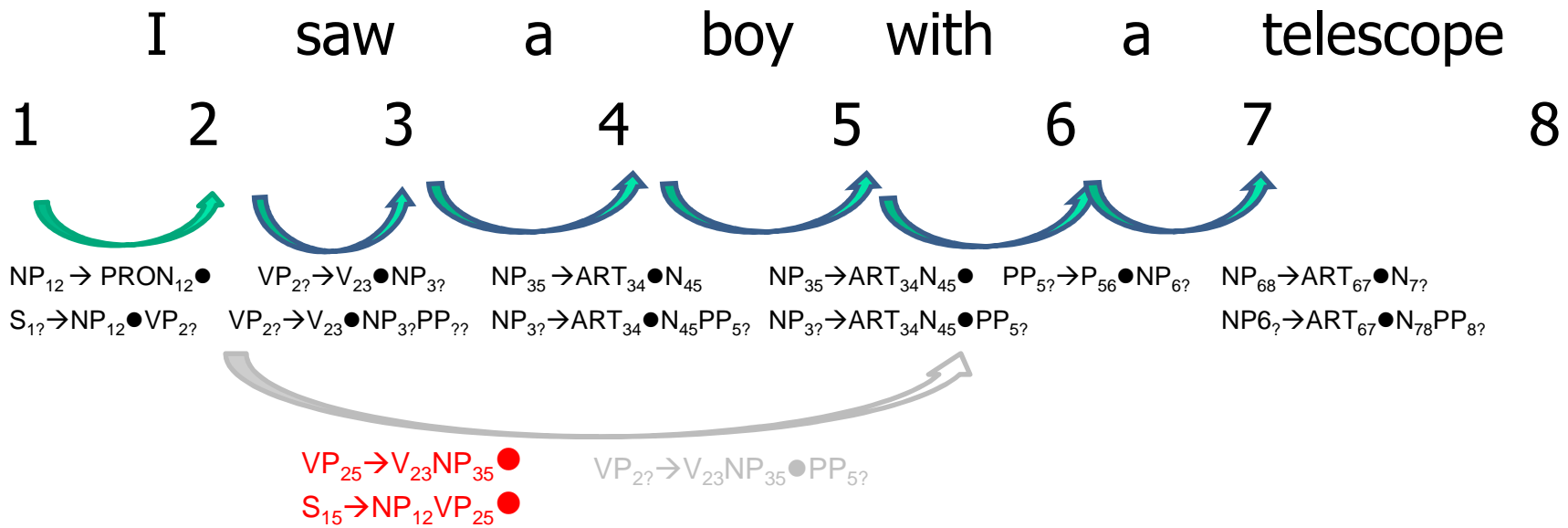
Bottom Up Parse



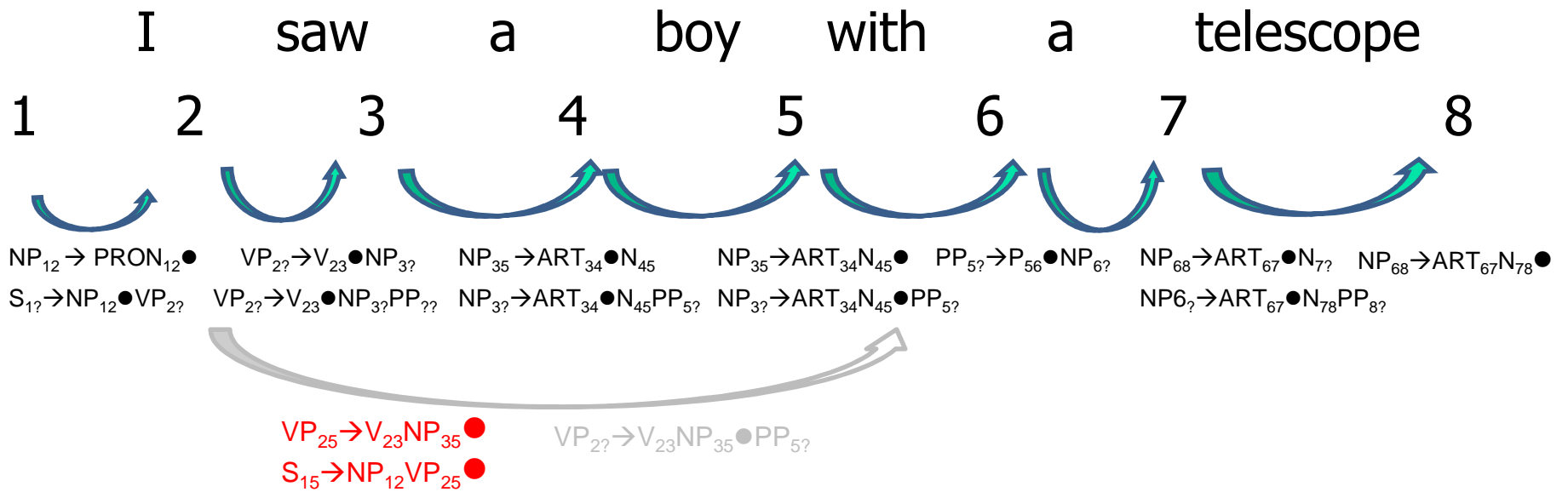
Bottom Up Parse



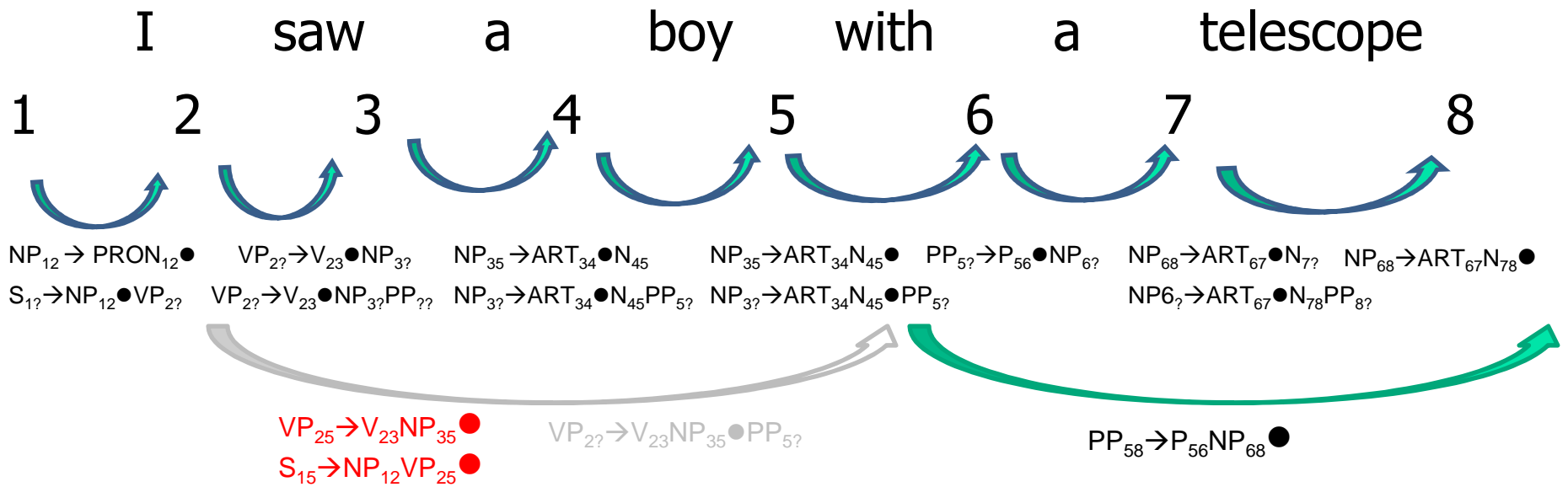
Bottom Up Parse



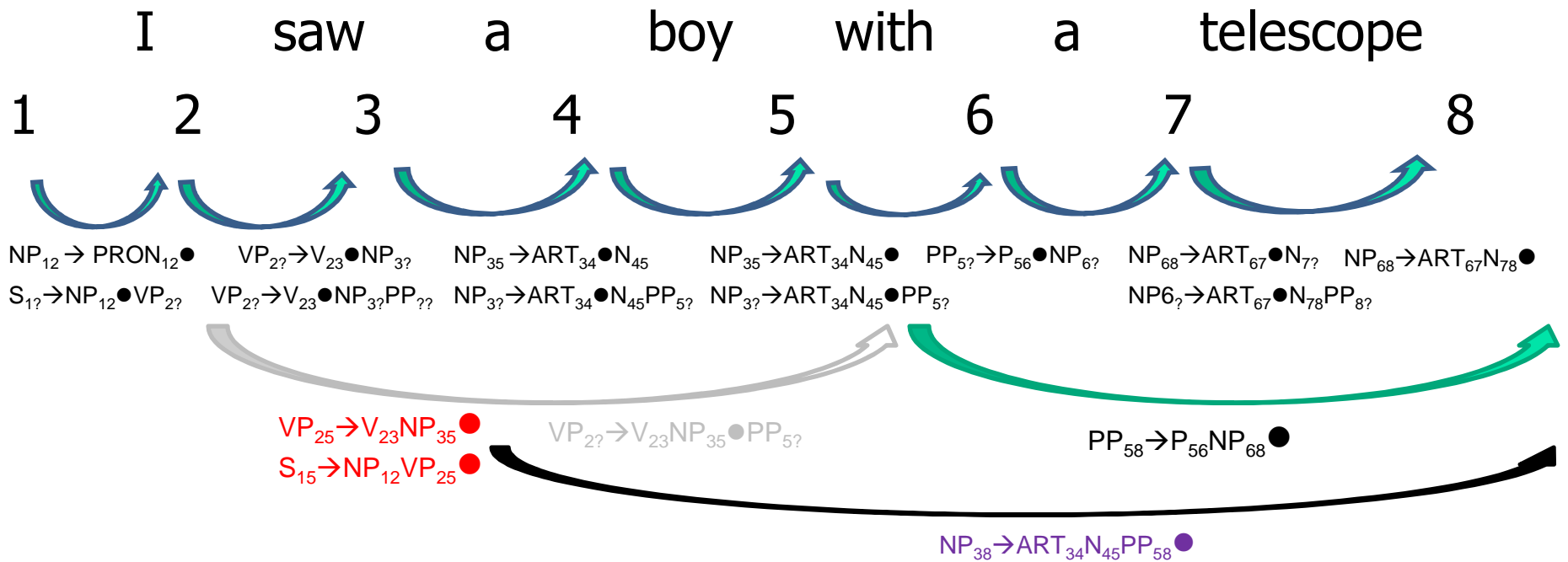
Bottom Up Parse



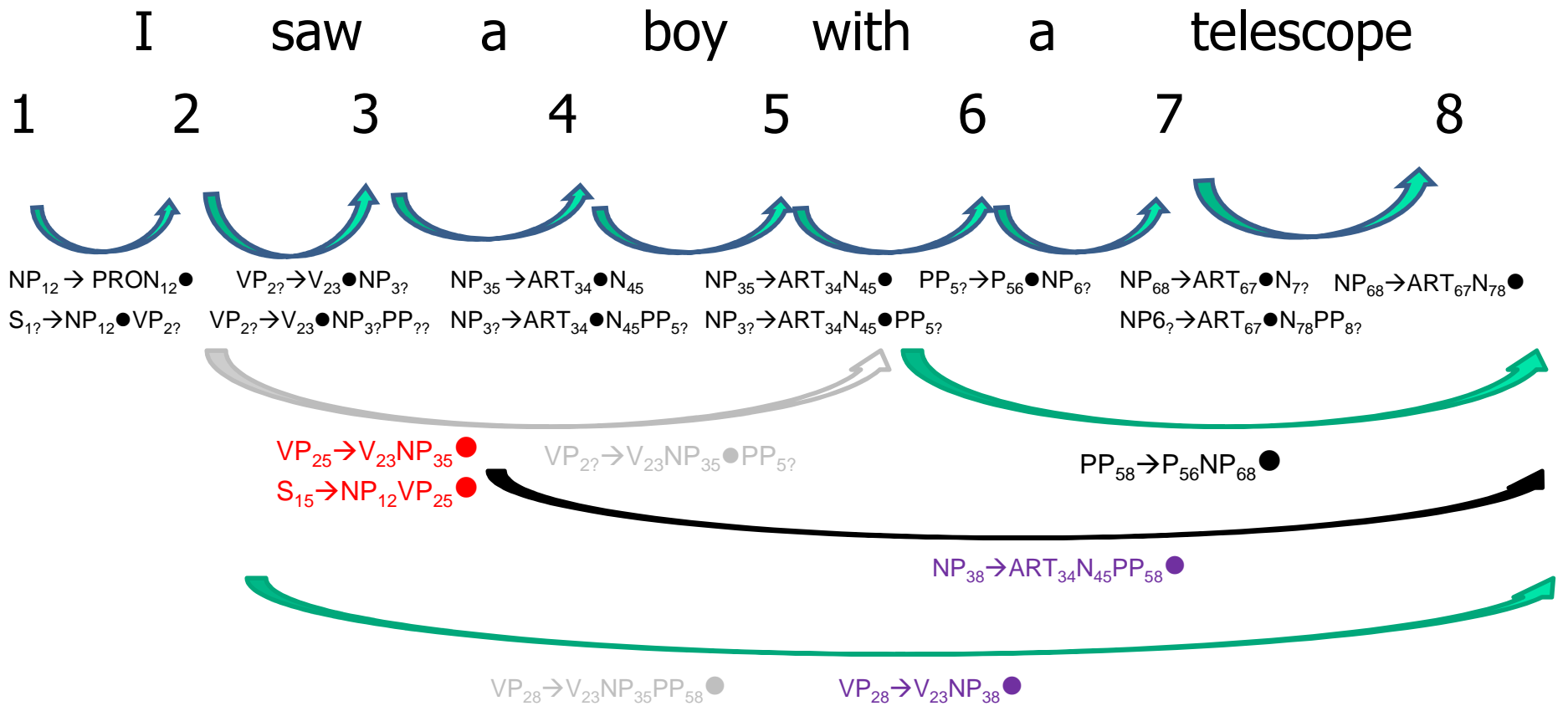
Bottom Up Parse



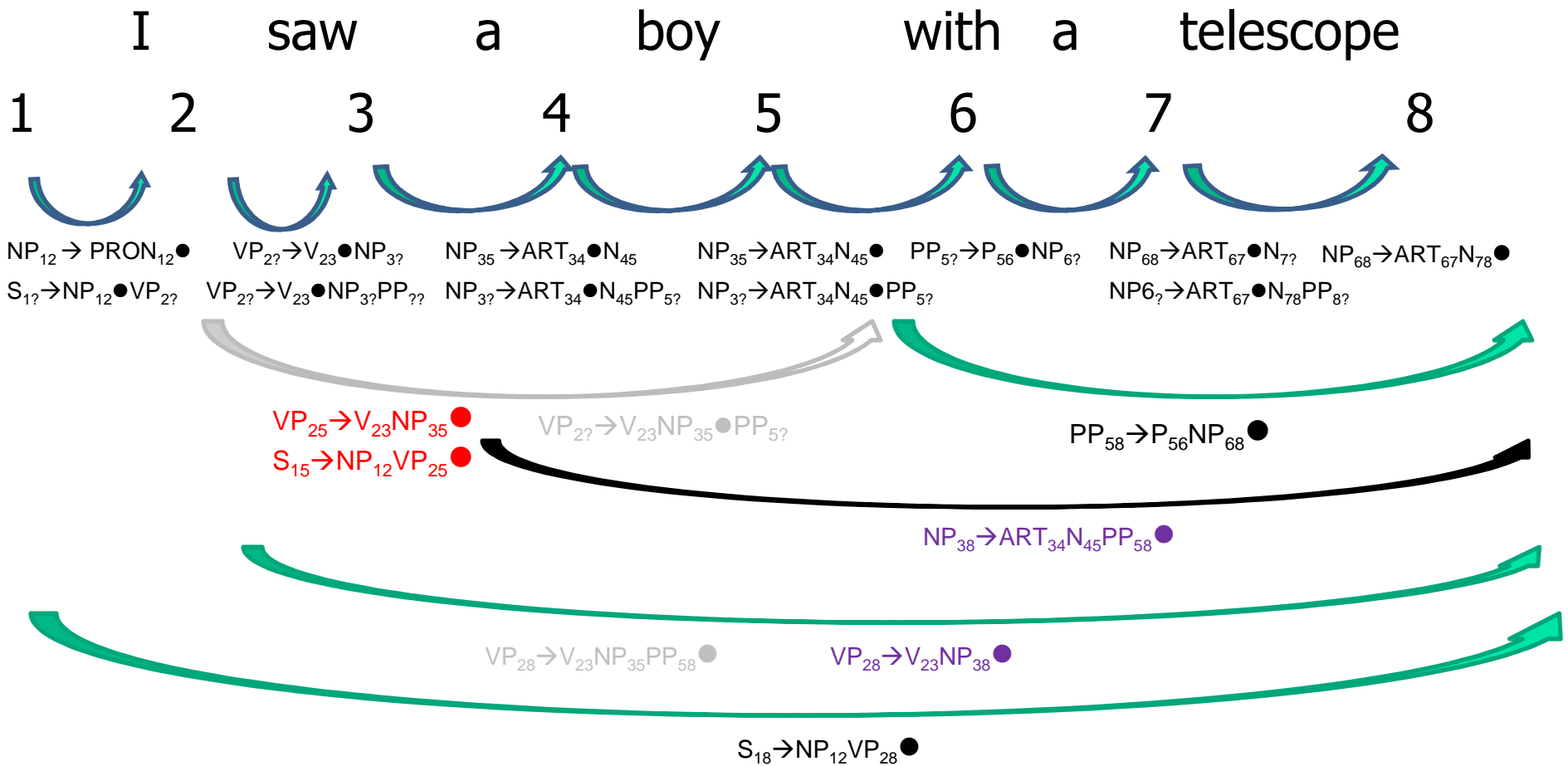
Bottom Up Parse



Bottom Up Parse



Bottom Up Parse



Bottom Up Parsing - Observations

- Both Noun Attachment and Verb Attachment Parses obtained by simply systematically applying the rules
- Numbers in subscript help in verifying the parse and getting chunks from the parse

Exercise

For the sentence,

“The man saw the boy with a telescope”
& the grammar given previously,
compare the performance of top-down,
bottom-up & top-down chart parsing.