Cross Compilation and GCC

GCC Version 4.0.2

Abhijat Vichare (amvichare@iitb.ac.in)

Indian Institute of Technology, Bombay
(http://www.iitb.ac.in)

This is edition 1.0 of "Cross Compilation and GCC", last updated on January 7, 2008., and is based on GCC version 4.0.2.

Copyright © 2004-2008 Abhijat Vichare , I.I.T. Bombay.

Permission is granted to copy, distribute and/or modify this document under the terms of the GNU Free Documentation License, Version 1.2 or any later version published by the Free Software Foundation; with no Invariant Sections, with the Front-Cover Texts being "Cross Compilation and GCC," and with the Back-Cover Texts as in (a) below. A copy of the license is included in the section entitled "GNU Free Documentation License."

(a) The FSF's Back-Cover Text is: "You have freedom to copy and modify this GNU Manual, like GNU software. Copies published by the Free Software Foundation raise funds for GNU development."

Short Contents

1 Introduction 1
2 Generalizing the Notation 2
3 The Tool Chain 3
4 The Cross Tool Chain Problem 4
5 Cross Compiler Generation 5
6 Generation of a Native Tool Chain for a New Target 7
7 Conclusion 8
References 9
List of Figures 10
A Copyright 11

Table of Contents

1 Introduction **1**

2 Generalizing the Notation **2**

3 The Tool Chain **3**

4 The Cross Tool Chain Problem **4**

5 Cross Compiler Generation **5**

6 Generation of a Native Tool Chain for a New Target **7**

7 Conclusion **8**

References **9**

List of Figures **10**

Appendix A Copyright **11**

A.1 GNU Free Documentation License 11

1 Introduction

In a chapter devoted to a description of the practical aspects of writing a compiler, Aho, Ullman and Sethi⟨undefined⟩ [aho-sethi-ullman], page ⟨undefined⟩ use a T diagram proposed by Bratman⟨undefined⟩ [bratman], page ⟨undefined⟩. The T diagram is used to concisely represent the three main components of compiler writing: S – the source language accepted by the compiler, T – the target language to which programs in S are compiled to, and I – the implementation language used to write the compiler itself. The notation is effectively used to discuss compiler development including bootstrapping. In this notice we present a variation of the notation and employ it to describe the construction of a cross tool chain. The symbolic nature of the notation clearly brings out the consistency of the chaining requirements. This is demonstrated by employing the notation to describe the generation of a native tool chain for a new target using the generated cross tool chain.

2 Generalizing the Notation

The T diagram captures a translation from source language S to a target language T. The implementation language, I, is also the language whose interpreter can execute the compiler. We will refer to I as the interpretation, i.e. the execution, language. This permits us to concisely express a translator L that executes on I and translates from a source language S to a target language T as $^SL^T_I$. The symbols S, T and I occupy the same positions as in the T diagram. However, the ordinarily empty T diagram now has the name of the translator L at it's center and the rest of the T diagram is discarded. The name of the translator is used to denote the individual components of a conventional tool chain. To use the notation, we substitute S, T and I appropriately.

3 The Tool Chain

The conventional tool chain, T, that generates an executable from a set of source language files is made up of a compiler C, an assembler A, and a linker L. The linker also uses any necessary library LIB along with the input received from the previous components of the tool chain. Denote high level language used to express a program by c, the corresponding assembly program by s, the object language program by o and the final executable language by x.

Ignoring the library for a moment, the native tool chain is \beginequation ^cT^x_x : ^cC^s_x \rightarrow ^sA^o_x \rightarrow ^oL^x_x \endequation where the → is an infix sequencing operator that sequences the operation on the RHS after the operation on it's LHS.

The library is not truly a translation system. It is a repository of object files and serves the linker to complete its job. To include it we cannot use the sequence operation. Instead, we introduce a higher precedence "parallel" operation, denoted by an infix '||', that expresses the subsidiary, but necessary, role of the library to the linker. Because the library is not a translation system, it need not strictly follow our variant of the T diagram. In fact, it just undergoes a translation as any other program would when passed through the tools. We denote the library by LIB and the "execution" language that it is in is denoted by a right subscript so that overall notational consistency is preserved when expressing the operation of the translation tools on it. Thus, the library source code in source language c is denoted by LIB_c. When the library has been compiled it is in assembly language and is then denoted as LIB_s. Finally after being assembled the library is denoted as LIB_o. Including the library into Eq.([eq:basic:tool:chain:schematic], page 3), the tool chain is \beginequation ^cT^x_x : ^cC^s_x \rightarrow ^sA^o_x \rightarrow LIB_o \vert\vert ^oL^x_x \endequation

4 The Cross Tool Chain Problem

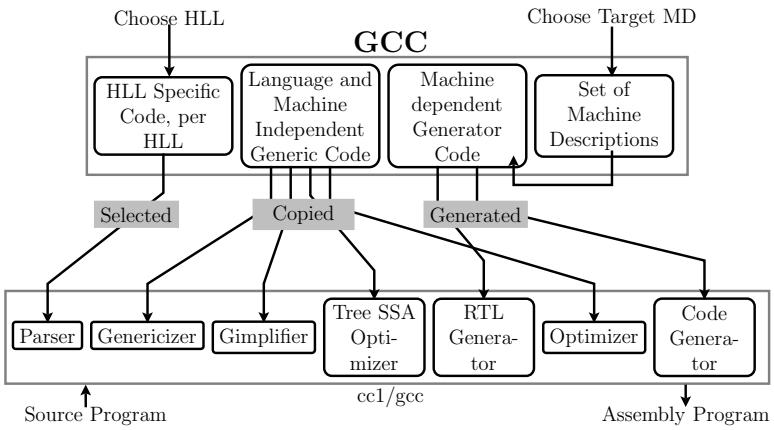

Figure 4.1: The cross compilation problem and notation.

A cross tool chain generates executables for a different target than the one on which it itself runs. Denote the cross target by a primed right superscript. The cross tool chain problem can be stated as:

Given the tool chain on the host, Eq.([eq:basic:tool:chain], page 3), and the sources, \begineqnarray ^cC^s_c &~& \mathrm The\ Compiler\ Source\ Code \\ ^sA^o_c &~& \mathrm The\ Assembler\ Source\ Code \\ ^oL^x_c &~& \mathrm The\ Linker\ Source\ Code \\ LIB_c &~& \mathrm The\ Library\ Source\ Code \endeqnarray we need to generate \beginequation ^cT^x^\prime_x : ^cC^s^\prime_x \rightarrow ^s^\primeA^o^\prime_x \rightarrow LIB_o^\prime \vert\vert ^o^\primeL^x^\prime_x. \endequation

The compiler $^cC^s_c$ in Eq.([eq:basic:cross:tool:chain], page 4) is complete in the sense that it has information about the signatures of the names provided by the library LIB. Without this information, the compiler would not be able to perform certain checks on a few objects that may appear in the source code. The tool chain would fail in it's final phase when the linker resolves references to any library objects referred to in the original input source. If the source did not refer to any objects in the library, then the basic tool chain in Eq.([eq:basic:tool:chain], page 3) would work. Fig.(Figure 4.1) states the problem and details the notation used.

5 Cross Compiler Generation

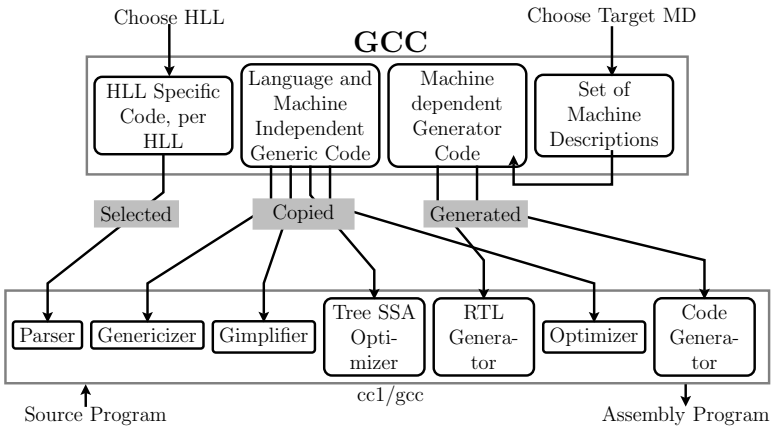

Figure 5.1: Steps in generating the cross compiler hosted on the unprimed system.

Given the compiler sources (primed to denote a cross target), Eq.([eq:given:comp], page 4), we use the tools chain on the host, Eq.([eq:basic:tool:chain], page 3) to generate the cross compiler. \beginequation ^\mbox$^cC^s^\prime_c$ \rhd\ _\mbox$^cT^x_x$\ \rhd\ ^\mbox$^cC^s^\prime_x$, \endequation where the translation tool has been subscripted relative to the flow operation, $\rhd$, to clearly denote the translation of the execution language of the input to the execution language of the output. The flow operation expresses the input and output behaviour of the translation tool and distributes over the sequence operation. Note that the sequence operator denotes the temporal order of occurrence of the objects in the sequence. Thus, the sources must occur before the translation is invoked. Similarly, from Eq.([eq:given:asm], page 4) we generate the cross assembler \beginequation ^\mbox$^s^\primeA^o^\prime_c$ \rightarrow\ _\mbox$^cT^x_x$\ \rightarrow\ ^\mbox$^s^\primeA^o^\prime_x$, \endequation and the cross linker from Eq.([eq:given:link], page 4) \beginequation ^\mbox$^o^\primeL^x^\prime_c$ \rightarrow\ _\mbox$^cT^x_x$\ \rightarrow\ ^\mbox$^o^\primeL^x^\prime_x$. \endequation Eqs.([eq:cross:compiler:one], page 5–[eq:cross:linker:one], page 5) yield an incomplete cross tool chain, $^cT^x^\prime_x$: \beginequation ^cT^x^\prime_x : ^cC^s^\prime_x \rightarrow ^s^\primeA^o^\prime_x \rightarrow ^o^\primeL^x^\prime_x \endequation

Eq.([eq:cross:tool:chain:one], page 5) can generate executables of source programs that do not involve calls to library names. In particular, it's components can be used to obtain the cross library from the sources, Eq.([eq:given:lib], page 4), as follows: \beginequation ^\mbox$LIB_c$ \rightarrow\ _\mbox$^cC^s^\prime_x$\ \rightarrow\ ^\mbox$LIB_s^\prime$ \rightarrow\ _\mbox$^s^\primeA^o^\prime_x$\ \rightarrow\ ^\mbox$LIB_o^\prime$. \endequation

The process is summarized in Fig.(Figure 5.1). The first stage is depicted in box 1. In this stage the tool chain is incomplete in that the information about the signatures of the symbols provided by the library LIB are not available. However the tool chain components are otherwise capable of generating the desired outputs. Hence they can be used in box

2 where the library for the target is generated. The library is successfully built when the object files are created. At this point the cross target specific information about the library, LIB_info, is available and can be used in the final cross build sequence depicted in box 3 in the figure. The tool chain components generated in box 3 are now complete. This is an example of the bootstrap process applied to the tool chain problem that is used to build the complete compiler as a part of the final target cross tool chain. Note that each component of the tool chain is hosted on the unprimed system but generates output for the primed system. The result of the sequence in box 3 is the generation of a complete cross tool chain.

6 Generation of a Native Tool Chain for a New Target

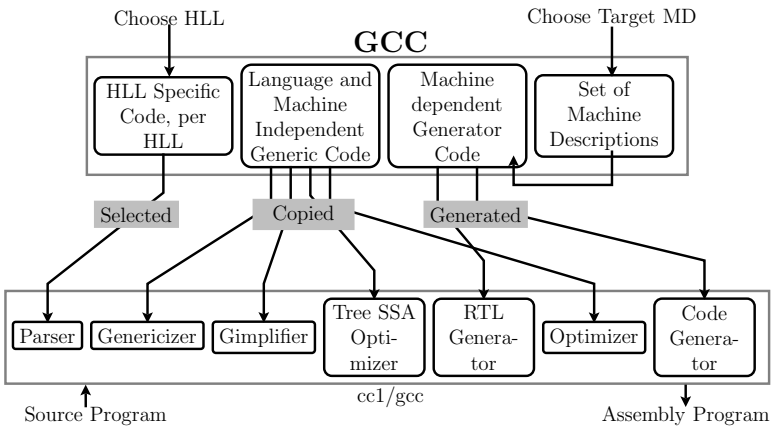

Figure 6.1: primed target.

Generating a complete native tool chain for the new, primed target. ,

The cross tool chain $^cT^x^\prime_x$ can be used to generate a fully native tool chain, $^cT^x^\prime_x^\prime$, for the primed target. This is done by using the cross tool chain $^cT^x^\prime_x$ on the sources $^cC^s^\prime_C$, $^s^\primeA^o^\prime_C$, and $^o^\primeL^x^\prime_C$. The process is shown in Fig.(Figure 6.1). Note that the library need not be generated again since it has already been generated while generating the cross tool chain except for minor issue like re-encoding any new installation location.

The process can be repeated to achieve a canadian cross build. This is possible since we have started from a native tool chain for the host and finally built a native tool chain for the new target. This native tool chain on the new target can be used to generate a complete cross tool chain for the target of the canadian cross.

7 Conclusion

We have used a variant of the T diagram, and introduced two operators, the sequencing operator $\rightarrow$ and the parallel operator $||$, to concisely capture the process of building a tool chain. A tool chain is not just a sequence of translation tools. It also uses information from other source, the library. Hence we have introduced the "parallel" operator. The building of the cross tool chain is continued further to generate a native tool chain for a new target and the generation circle is completed. As a consequence the process of canadian crosses is just an extension. While these issues are known in practice, a clear description of the process has been possible using the variant of the T diagram notation.

References

List of Figures

Figure 4.1: The cross compilation problem and notation. 4
Figure 5.1: Steps in generating the cross compiler hosted on the unprimed system. . . 5
Figure 6.1: Generating a complete native tool chain for the new 7

Appendix A Copyright

This is edition 1.0 of "Cross Compilation and GCC", last updated on January 7, 2008., and is based on GCC version 4.0.2.

Copyright © 2004-2008 Abhijat Vichare , I.I.T. Bombay.

Permission is granted to copy, distribute and/or modify this document under the terms of the GNU Free Documentation License, Version 1.2 or any later version published by the Free Software Foundation; with no Invariant Sections, with the Front-Cover Texts being "Cross Compilation and GCC," and with the Back-Cover Texts as in (a) below. A copy of the license is included in the section entitled "GNU Free Documentation License."

(a) The FSF's Back-Cover Text is: "You have freedom to copy and modify this GNU Manual, like GNU software. Copies published by the Free Software Foundation raise funds for GNU development."

A.1 GNU Free Documentation License

Version 1.2, November 2002

Copyright © 2000,2001,2002 Free Software Foundation, Inc.
51 Franklin St, Fifth Floor, Boston, MA 02110-1301, USA

Everyone is permitted to copy and distribute verbatim copies
of this license document, but changing it is not allowed.

0. PREAMBLE

   The purpose of this License is to make a manual, textbook, or other functional and useful document *free* in the sense of freedom: to assure everyone the effective freedom to copy and redistribute it, with or without modifying it, either commercially or non-commercially. Secondarily, this License preserves for the author and publisher a way to get credit for their work, while not being considered responsible for modifications made by others.

   This License is a kind of "copyleft", which means that derivative works of the document must themselves be free in the same sense. It complements the GNU General Public License, which is a copyleft license designed for free software.

   We have designed this License in order to use it for manuals for free software, because free software needs free documentation: a free program should come with manuals providing the same freedoms that the software does. But this License is not limited to software manuals; it can be used for any textual work, regardless of subject matter or whether it is published as a printed book. We recommend this License principally for works whose purpose is instruction or reference.

1. APPLICABILITY AND DEFINITIONS

   This License applies to any manual or other work, in any medium, that contains a notice placed by the copyright holder saying it can be distributed under the terms of this License. Such a notice grants a world-wide, royalty-free license, unlimited in duration, to use that work under the conditions stated herein. The "Document", below, refers to any such manual or work. Any member of the public is a licensee, and

is addressed as "you". You accept the license if you copy, modify or distribute the work in a way requiring permission under copyright law.

A "Modified Version" of the Document means any work containing the Document or a portion of it, either copied verbatim, or with modifications and/or translated into another language.

A "Secondary Section" is a named appendix or a front-matter section of the Document that deals exclusively with the relationship of the publishers or authors of the Document to the Document's overall subject (or to related matters) and contains nothing that could fall directly within that overall subject. (Thus, if the Document is in part a textbook of mathematics, a Secondary Section may not explain any mathematics.) The relationship could be a matter of historical connection with the subject or with related matters, or of legal, commercial, philosophical, ethical or political position regarding them.

The "Invariant Sections" are certain Secondary Sections whose titles are designated, as being those of Invariant Sections, in the notice that says that the Document is released under this License. If a section does not fit the above definition of Secondary then it is not allowed to be designated as Invariant. The Document may contain zero Invariant Sections. If the Document does not identify any Invariant Sections then there are none.

The "Cover Texts" are certain short passages of text that are listed, as Front-Cover Texts or Back-Cover Texts, in the notice that says that the Document is released under this License. A Front-Cover Text may be at most 5 words, and a Back-Cover Text may be at most 25 words.

A "Transparent" copy of the Document means a machine-readable copy, represented in a format whose specification is available to the general public, that is suitable for revising the document straightforwardly with generic text editors or (for images composed of pixels) generic paint programs or (for drawings) some widely available drawing editor, and that is suitable for input to text formatters or for automatic translation to a variety of formats suitable for input to text formatters. A copy made in an otherwise Transparent file format whose markup, or absence of markup, has been arranged to thwart or discourage subsequent modification by readers is not Transparent. An image format is not Transparent if used for any substantial amount of text. A copy that is not "Transparent" is called "Opaque".

Examples of suitable formats for Transparent copies include plain ASCII without markup, Texinfo input format, LaTeX input format, SGML or XML using a publicly available DTD, and standard-conforming simple HTML, PostScript or PDF designed for human modification. Examples of transparent image formats include PNG, XCF and JPG. Opaque formats include proprietary formats that can be read and edited only by proprietary word processors, SGML or XML for which the DTD and/or processing tools are not generally available, and the machine-generated HTML, PostScript or PDF produced by some word processors for output purposes only.

The "Title Page" means, for a printed book, the title page itself, plus such following pages as are needed to hold, legibly, the material this License requires to appear in the title page. For works in formats which do not have any title page as such, "Title Page" means the text near the most prominent appearance of the work's title, preceding the beginning of the body of the text.

A section "Entitled XYZ" means a named subunit of the Document whose title either is precisely XYZ or contains XYZ in parentheses following text that translates XYZ in another language. (Here XYZ stands for a specific section name mentioned below, such as "Acknowledgements", "Dedications", "Endorsements", or "History".) To "Preserve the Title" of such a section when you modify the Document means that it remains a section "Entitled XYZ" according to this definition.

The Document may include Warranty Disclaimers next to the notice which states that this License applies to the Document. These Warranty Disclaimers are considered to be included by reference in this License, but only as regards disclaiming warranties: any other implication that these Warranty Disclaimers may have is void and has no effect on the meaning of this License.

2. VERBATIM COPYING

   You may copy and distribute the Document in any medium, either commercially or noncommercially, provided that this License, the copyright notices, and the license notice saying this License applies to the Document are reproduced in all copies, and that you add no other conditions whatsoever to those of this License. You may not use technical measures to obstruct or control the reading or further copying of the copies you make or distribute. However, you may accept compensation in exchange for copies. If you distribute a large enough number of copies you must also follow the conditions in section 3.

   You may also lend copies, under the same conditions stated above, and you may publicly display copies.

3. COPYING IN QUANTITY

   If you publish printed copies (or copies in media that commonly have printed covers) of the Document, numbering more than 100, and the Document's license notice requires Cover Texts, you must enclose the copies in covers that carry, clearly and legibly, all these Cover Texts: Front-Cover Texts on the front cover, and Back-Cover Texts on the back cover. Both covers must also clearly and legibly identify you as the publisher of these copies. The front cover must present the full title with all words of the title equally prominent and visible. You may add other material on the covers in addition. Copying with changes limited to the covers, as long as they preserve the title of the Document and satisfy these conditions, can be treated as verbatim copying in other respects.

   If the required texts for either cover are too voluminous to fit legibly, you should put the first ones listed (as many as fit reasonably) on the actual cover, and continue the rest onto adjacent pages.

   If you publish or distribute Opaque copies of the Document numbering more than 100, you must either include a machine-readable Transparent copy along with each Opaque copy, or state in or with each Opaque copy a computer-network location from which the general network-using public has access to download using public-standard network protocols a complete Transparent copy of the Document, free of added material. If you use the latter option, you must take reasonably prudent steps, when you begin distribution of Opaque copies in quantity, to ensure that this Transparent copy will remain thus accessible at the stated location until at least one year after the last time

you distribute an Opaque copy (directly or through your agents or retailers) of that edition to the public.

It is requested, but not required, that you contact the authors of the Document well before redistributing any large number of copies, to give them a chance to provide you with an updated version of the Document.

4. MODIFICATIONS

You may copy and distribute a Modified Version of the Document under the conditions of sections 2 and 3 above, provided that you release the Modified Version under precisely this License, with the Modified Version filling the role of the Document, thus licensing distribution and modification of the Modified Version to whoever possesses a copy of it. In addition, you must do these things in the Modified Version:

A. Use in the Title Page (and on the covers, if any) a title distinct from that of the Document, and from those of previous versions (which should, if there were any, be listed in the History section of the Document). You may use the same title as a previous version if the original publisher of that version gives permission.

B. List on the Title Page, as authors, one or more persons or entities responsible for authorship of the modifications in the Modified Version, together with at least five of the principal authors of the Document (all of its principal authors, if it has fewer than five), unless they release you from this requirement.

C. State on the Title page the name of the publisher of the Modified Version, as the publisher.

D. Preserve all the copyright notices of the Document.

E. Add an appropriate copyright notice for your modifications adjacent to the other copyright notices.

F. Include, immediately after the copyright notices, a license notice giving the public permission to use the Modified Version under the terms of this License, in the form shown in the Addendum below.

G. Preserve in that license notice the full lists of Invariant Sections and required Cover Texts given in the Document's license notice.

H. Include an unaltered copy of this License.

I. Preserve the section Entitled "History", Preserve its Title, and add to it an item stating at least the title, year, new authors, and publisher of the Modified Version as given on the Title Page. If there is no section Entitled "History" in the Document, create one stating the title, year, authors, and publisher of the Document as given on its Title Page, then add an item describing the Modified Version as stated in the previous sentence.

J. Preserve the network location, if any, given in the Document for public access to a Transparent copy of the Document, and likewise the network locations given in the Document for previous versions it was based on. These may be placed in the "History" section. You may omit a network location for a work that was published at least four years before the Document itself, or if the original publisher of the version it refers to gives permission.

K. For any section Entitled "Acknowledgements" or "Dedications", Preserve the Title of the section, and preserve in the section all the substance and tone of each of the contributor acknowledgements and/or dedications given therein.

L. Preserve all the Invariant Sections of the Document, unaltered in their text and in their titles. Section numbers or the equivalent are not considered part of the section titles.

M. Delete any section Entitled "Endorsements". Such a section may not be included in the Modified Version.

N. Do not retitle any existing section to be Entitled "Endorsements" or to conflict in title with any Invariant Section.

O. Preserve any Warranty Disclaimers.

If the Modified Version includes new front-matter sections or appendices that qualify as Secondary Sections and contain no material copied from the Document, you may at your option designate some or all of these sections as invariant. To do this, add their titles to the list of Invariant Sections in the Modified Version's license notice. These titles must be distinct from any other section titles.

You may add a section Entitled "Endorsements", provided it contains nothing but endorsements of your Modified Version by various parties—for example, statements of peer review or that the text has been approved by an organization as the authoritative definition of a standard.

You may add a passage of up to five words as a Front-Cover Text, and a passage of up to 25 words as a Back-Cover Text, to the end of the list of Cover Texts in the Modified Version. Only one passage of Front-Cover Text and one of Back-Cover Text may be added by (or through arrangements made by) any one entity. If the Document already includes a cover text for the same cover, previously added by you or by arrangement made by the same entity you are acting on behalf of, you may not add another; but you may replace the old one, on explicit permission from the previous publisher that added the old one.

The author(s) and publisher(s) of the Document do not by this License give permission to use their names for publicity for or to assert or imply endorsement of any Modified Version.

5. COMBINING DOCUMENTS

You may combine the Document with other documents released under this License, under the terms defined in section 4 above for modified versions, provided that you include in the combination all of the Invariant Sections of all of the original documents, unmodified, and list them all as Invariant Sections of your combined work in its license notice, and that you preserve all their Warranty Disclaimers.

The combined work need only contain one copy of this License, and multiple identical Invariant Sections may be replaced with a single copy. If there are multiple Invariant Sections with the same name but different contents, make the title of each such section unique by adding at the end of it, in parentheses, the name of the original author or publisher of that section if known, or else a unique number. Make the same adjustment to the section titles in the list of Invariant Sections in the license notice of the combined work.

In the combination, you must combine any sections Entitled "History" in the various original documents, forming one section Entitled "History"; likewise combine any sections Entitled "Acknowledgements", and any sections Entitled "Dedications". You must delete all sections Entitled "Endorsements."

6. COLLECTIONS OF DOCUMENTS

   You may make a collection consisting of the Document and other documents released under this License, and replace the individual copies of this License in the various documents with a single copy that is included in the collection, provided that you follow the rules of this License for verbatim copying of each of the documents in all other respects.

   You may extract a single document from such a collection, and distribute it individually under this License, provided you insert a copy of this License into the extracted document, and follow this License in all other respects regarding verbatim copying of that document.

7. AGGREGATION WITH INDEPENDENT WORKS

   A compilation of the Document or its derivatives with other separate and independent documents or works, in or on a volume of a storage or distribution medium, is called an "aggregate" if the copyright resulting from the compilation is not used to limit the legal rights of the compilation's users beyond what the individual works permit. When the Document is included in an aggregate, this License does not apply to the other works in the aggregate which are not themselves derivative works of the Document.

   If the Cover Text requirement of section 3 is applicable to these copies of the Document, then if the Document is less than one half of the entire aggregate, the Document's Cover Texts may be placed on covers that bracket the Document within the aggregate, or the electronic equivalent of covers if the Document is in electronic form. Otherwise they must appear on printed covers that bracket the whole aggregate.

8. TRANSLATION

   Translation is considered a kind of modification, so you may distribute translations of the Document under the terms of section 4. Replacing Invariant Sections with translations requires special permission from their copyright holders, but you may include translations of some or all Invariant Sections in addition to the original versions of these Invariant Sections. You may include a translation of this License, and all the license notices in the Document, and any Warranty Disclaimers, provided that you also include the original English version of this License and the original versions of those notices and disclaimers. In case of a disagreement between the translation and the original version of this License or a notice or disclaimer, the original version will prevail.

   If a section in the Document is Entitled "Acknowledgements", "Dedications", or "History", the requirement (section 4) to Preserve its Title (section 1) will typically require changing the actual title.

9. TERMINATION

   You may not copy, modify, sublicense, or distribute the Document except as expressly provided for under this License. Any other attempt to copy, modify, sublicense or distribute the Document is void, and will automatically terminate your rights under this License. However, parties who have received copies, or rights, from you under this

License will not have their licenses terminated so long as such parties remain in full compliance.

10. FUTURE REVISIONS OF THIS LICENSE

    The Free Software Foundation may publish new, revised versions of the GNU Free Documentation License from time to time. Such new versions will be similar in spirit to the present version, but may differ in detail to address new problems or concerns. See `http://www.gnu.org/copyleft/`.

    Each version of the License is given a distinguishing version number. If the Document specifies that a particular numbered version of this License "or any later version" applies to it, you have the option of following the terms and conditions either of that specified version or of any later version that has been published (not as a draft) by the Free Software Foundation. If the Document does not specify a version number of this License, you may choose any version ever published (not as a draft) by the Free Software Foundation.

ADDENDUM: How to use this License for your documents

To use this License in a document you have written, include a copy of the License in the document and put the following copyright and license notices just after the title page:

```
Copyright (C)  year  your name.
Permission is granted to copy, distribute and/or modify this document
under the terms of the GNU Free Documentation License, Version 1.2
or any later version published by the Free Software Foundation;
with no Invariant Sections, no Front-Cover Texts, and no Back-Cover
Texts.  A copy of the license is included in the section entitled ``GNU
Free Documentation License''.
```

If you have Invariant Sections, Front-Cover Texts and Back-Cover Texts, replace the "with. . . Texts." line with this:

```
with the Invariant Sections being list their titles, with
the Front-Cover Texts being list, and with the Back-Cover Texts
being list.
```

If you have Invariant Sections without Cover Texts, or some other combination of the three, merge those two alternatives to suit the situation.

If your document contains nontrivial examples of program code, we recommend releasing these examples in parallel under your choice of free software license, such as the GNU General Public License, to permit their use in free software.